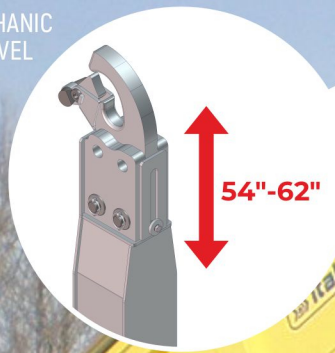
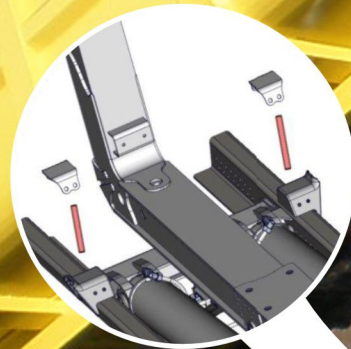


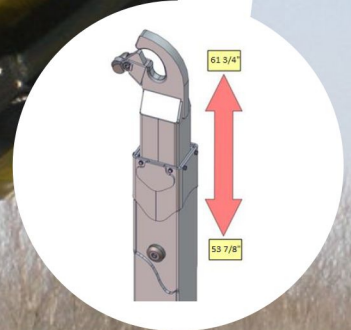
HOOK WITH MECHANIC
ADJUSTABLE LEVEL




BOLTED INTERCHANGEABLE
CONTAINER SUPPORT



HOOK WITH HYDRAULIC
ADJUSTABLE LEVEL



EXTERNAL MECHANICAL
LOCKING

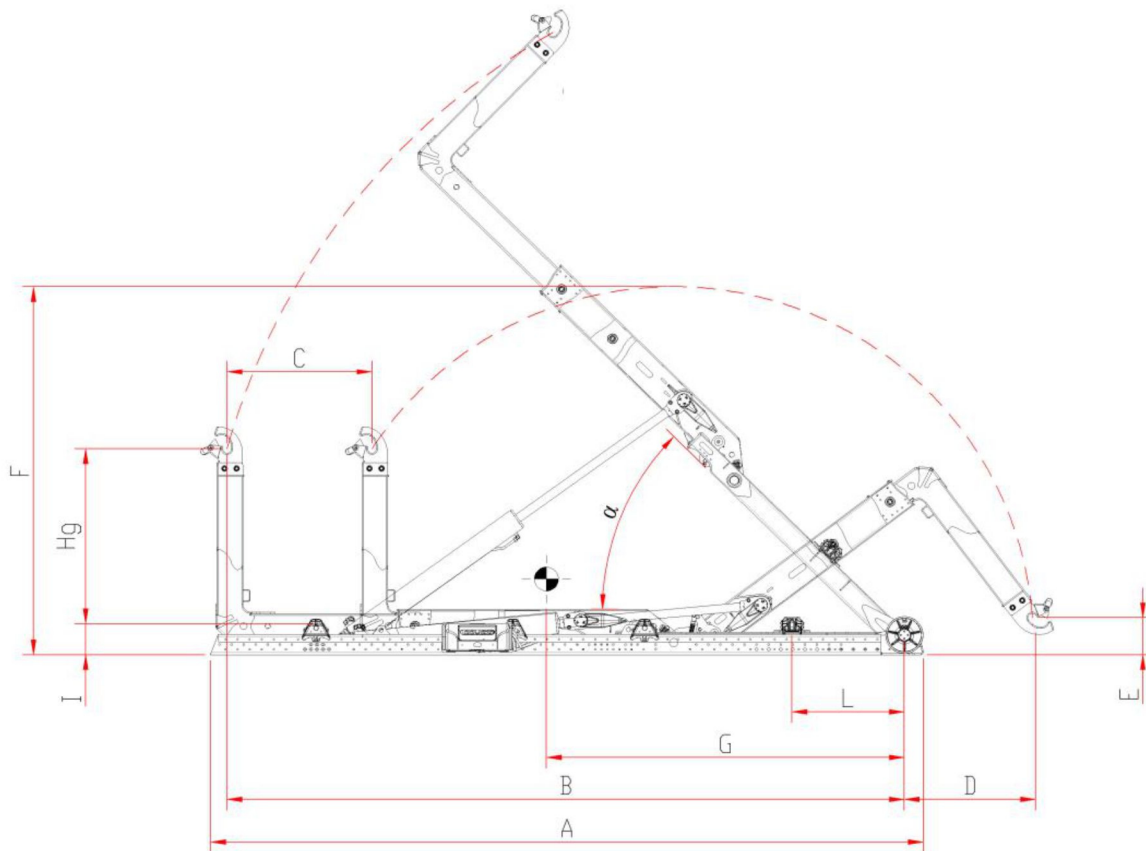


UNDERFRAME PIERCED
LONGITUDINAL MEMBERS



BOBEASY
CAB CONTROL





MODEL	TL 65.000 C MS	TL 65.000 NC MS	TL 65.000 N MS	TL 65.000 NL MS	TL 65.000 L MS
Hg	53,88"/61,75" (1.369/1.569mm)	53,88"/61,75" (1.369/1.569mm)	53,88"/61,75" (1.369/1.569mm)	53,88"/61,75" (1.369/1.569mm)	53,88"/61,75" (1.369/1.569mm)
A	246,45" (6.260 mm)	254,33" (6.460 mm)	262,20" (6.660 mm)	269,68" (6.850 mm)	277,55" (7.050 mm)
B	226,37" (5.750 mm)	234,25" (5.950 mm)	242,12" (6.150 mm)	250" (6.350 mm)	257,87" (6.550 mm)
C	51,18" (1300 mm)	51,18" (1300 mm)	51,18" (1300 mm)	51,18" (1300 mm)	51,18" (1300 mm)
D	66,92" (1.480 mm)	66,92" (1.280 mm)	59,05" (1.080 mm)	51,18" (880 mm)	43,3" (680 mm)
E	6,69" (170 mm)	6,69" (170 mm)	6,69" (170 mm)	6,69" (170 mm)	6,69" (170 mm)
F	129,52" (3.290 mm)	129,52" (3.290 mm)	129,52" (3.290 mm)	129,52" (3.290 mm)	129,52" (3.290 mm)
G	124,01" (3.150 mm)	129,92" (3.300 mm)	135,82" (3.450 mm)	141,73" (3.600 mm)	145,66" (3.700 mm)
I	10,23" (260 mm)	10,23" (260 mm)	10,23" (260 mm)	10,23" (260 mm)	10,23" (260 mm)
L	14,56" (700 mm)	22,44" (900 mm)	21,65" (1100 mm)	27,55" (1300 mm)	35,43" (1500 mm)
Weight*	6.525 lb (2.960 Kg)	6.591 lb (2.990 Kg)	6.657 lb (3.020 Kg)	6.702 lb (3.040 Kg)	6.790 lb (3.080 Kg)
α	54°	51°	48°	46°	44°
Container min. max.	16' – 21' (4.880 – 6.400 mm)	16' – 22' (4.880 – 6.700 mm)	17' – 22' (5.180 – 6.700 mm)	18' – 23' (5.480 – 7.000 mm)	18' – 24' (5.480 – 7.310 mm)
LIFTING CAPACITY	65000 lb (30000 Kg)	65000 lb (30000 Kg)	65000 lb (30000 Kg)	65000 lb (30000 Kg)	65000 lb (30000 Kg)
TIPPING CAPACITY	65000 lb (30000 Kg)	65000 lb (30000 Kg)	65000 lb (30000 Kg)	65000 lb (30000 Kg)	65000 lb (30000 Kg)