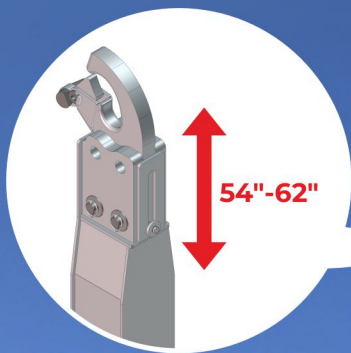




HOOK WITH MECHANIC  
ADJUSTABLE LEVEL




ARTICULATED ARM



EXTERNAL HYDRAULIC  
LOCKING



TILTING REAR  
ROLLERS



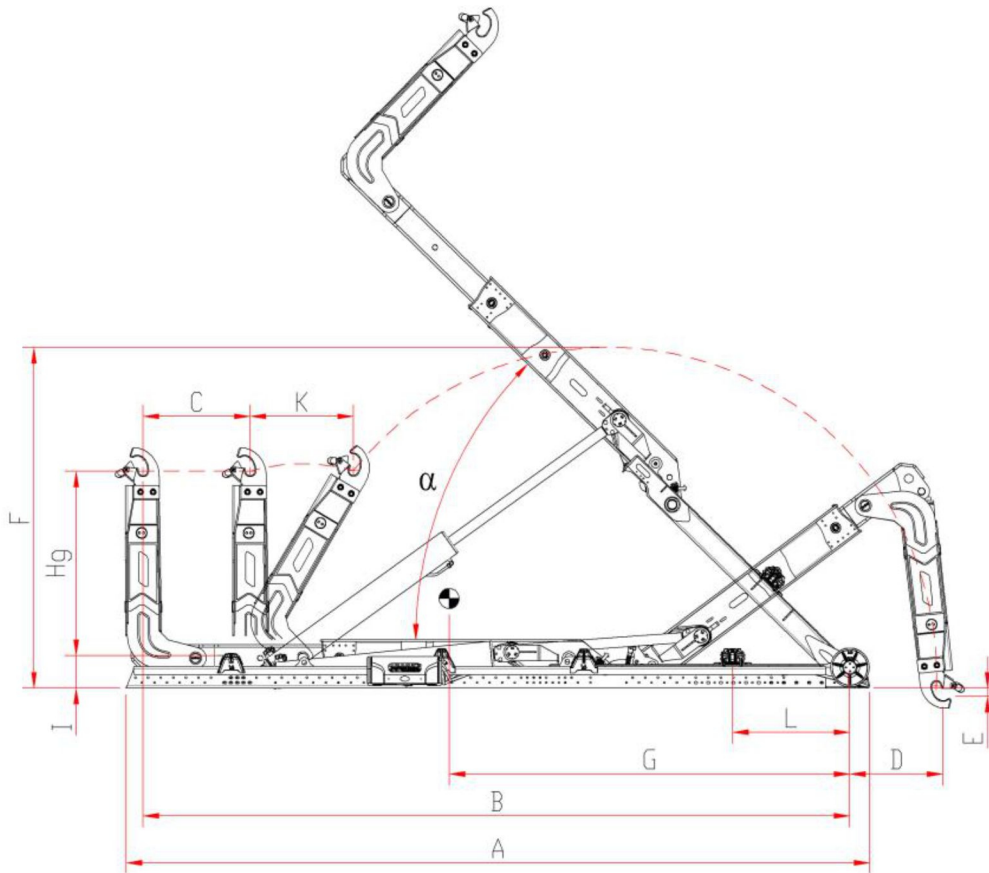
BOBEASY  
CAB CONTROL



UNDERFRAME PIERCED  
LONGITUDINAL MEMBERS







MODEL	TAL 65.000 C MS	TAL 65.000 NC MS	TAL 65.000 N MS	TAL 65.000 NL MS	TAL 65.000 L MS
Hg	53,88"/61,75" (1.369/1.569mm)	53,88"/61,75" (1.369/1.569mm)	53,88"/61,75" (1.369/1.569mm)	53,88"/61,75" (1.369/1.569mm)	53,88"/61,75" (1.369/1.569mm)
A	246,45" (6.260 mm)	254,33 (6.460 mm)	262,20" (6.660 mm)	269,68" (6.850 mm)	277,55" (7.050 mm)
B	226,37" (5.750 mm)	234,25" (5.950 mm)	242,12" (6.150 mm)	250" (6.350 mm)	257,87" (6.550 mm)
C	45,27" (1150 mm)	45,27" (1150 mm)	45,27" (1150 mm)	45,27" (1150 mm)	45,27" (1150 mm)
D	48,81" (1.250 mm)	48,81" (1.050 mm)	40,94" (850 mm)	37" (650 mm)	29,13" (450 mm)
E	3,93" (100 mm)	3,93" (100 mm)	3,93" (100 mm)	3,93" (100 mm)	3,93" (100 mm)
F	1113,78" (2.890 mm)	106,29" (2.700 mm)	106,29" (2.700 mm)	106,29" (2.700 mm)	106,29" (2.700 mm)
G	125,98" (3.200 mm)	131,89" (3.350 mm)	137,79" (3.500 mm)	143,70" (3.650mm)	147,63" (3.750 mm)
I	10,23" (260 mm)	10,23" (260 mm)	10,23" (260 mm)	10,23" (260 mm)	10,23" (260 mm)
L	15,74" (500 mm)	15,74" (700 mm)	23,62" (900 mm)	27,55" (1100 mm)	35,43" (1300 mm)
K	33,46" (850 mm)	33,46" (850 mm)	33,46" (850 mm)	33,46" (850 mm)	33,46" (850 mm)
Weight*	7.032 lb (3.190 Kg)	7.098 lb (3.220 Kg)	7.165 lb (3.250 Kg)	7.209 lb (3.270 Kg)	7.275 lb (3.300 Kg)
α	57°	53°	51°	48°	45°
Container min. max.	15' - 21' (4.570 - 6.400 mm)	15' - 22' (4.570 - 6.700 mm)	16' - 22' (4.880 - 6.700 mm)	16' - 23' (4.880 - 7.000 mm)	17' - 24' (5.180 - 7.310 mm)
LIFTING CAPACITY	65000 lb (30000 Kg)	65000 lb (30000 Kg)	65000 lb (30000 Kg)	65000 lb (30000 Kg)	65000 lb (30000 Kg)
TIPPING CAPACITY	65000 lb (30000 Kg)	65000 lb (30000 Kg)	65000 lb (30000 Kg)	65000 lb (30000 Kg)	65000 lb (30000 Kg)